

# Electric Train Coach Layouts



# Electric Train

## Coach M

First Class

>>> Northbound >>>



5 Bikes Permitted



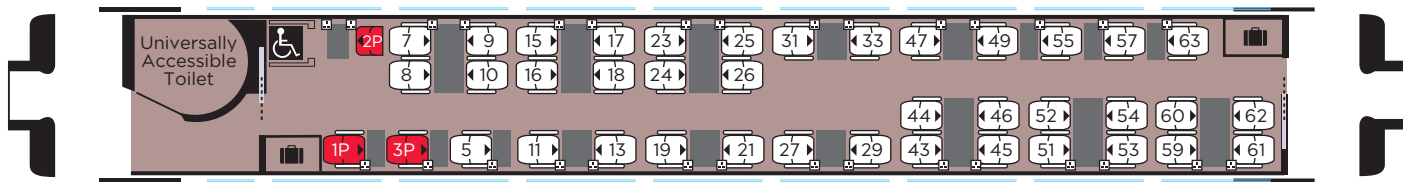
- Laptop Power Socket
- Priority Seating
- Luggage Stack
- Wheelchair Space
- Wi-Fi in Every Coach
- Non-Reservable
- Window

# Electric Train

## Coach L

First Class

>>> Northbound >>>



5 Bikes Permitted



LONDON END

NORTH END

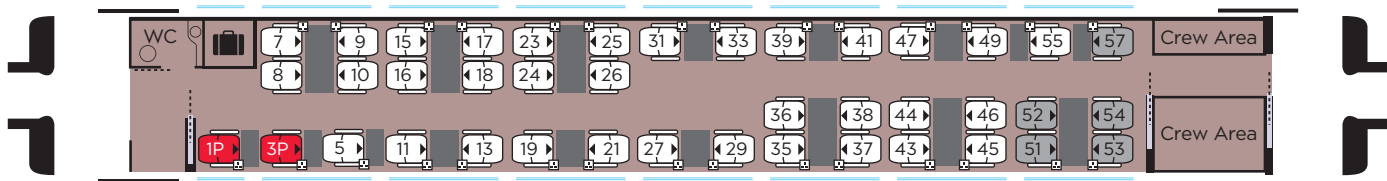
- Laptop Power Socket
- Priority Seating
- Luggage Stack
- Wheelchair Space
- Wi-Fi in Every Coach
- Non-Reservable
- Window

# Electric Train

## Coach K

First Class

>>> Northbound >>>



5 Bikes Permitted



LONDON END

NORTH END

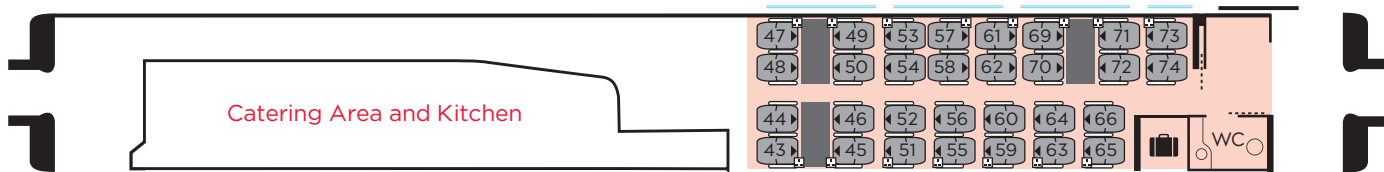
- Laptop Power Socket
- Priority Seating
- Luggage Stack
- Wheelchair Space
- Wi-Fi in Every Coach
- Non-Reservable
- Window

# Electric Train

## Coach H

Standard

>>> Northbound >>>



5 Bikes Permitted



LONDON END

NORTH END

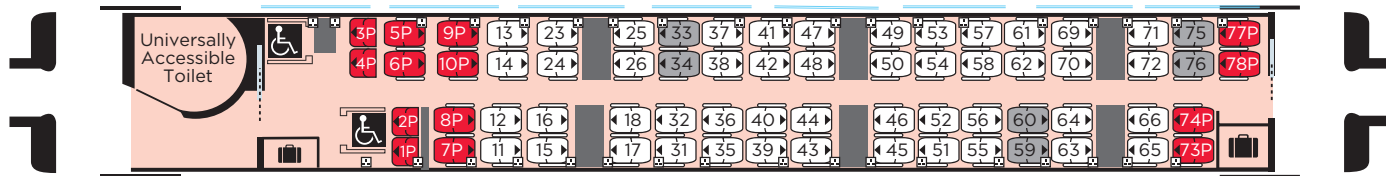
- Laptop Power Socket
- Priority Seating
- Luggage Stack
- Wheelchair Space
- Wi-Fi in Every Coach
- Non-Reservable
- Window

# Electric Train

## Coach F

Standard

>>> Northbound >>>



5 Bikes Permitted



LONDON END

NORTH END

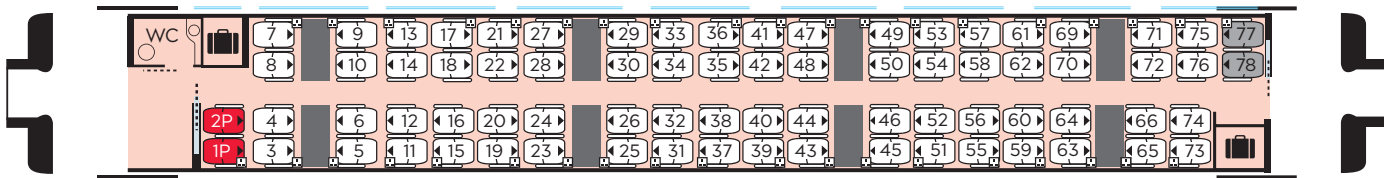
- Laptop Power Socket
- Wi-Fi in Every Coach
- Priority Seating
- Non-Reservable
- Luggage Stack
- Window
- Wheelchair Space

# Electric Train

## Coaches C, D, E

Standard

>>> Northbound >>>



5 Bikes Permitted



LONDON END

NORTH END

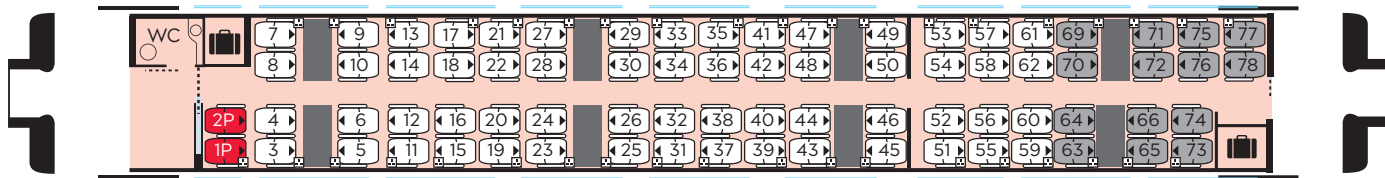
- Laptop Power Socket
- Priority Seating
- Luggage Stack
- Wheelchair Space
- Wi-Fi in Every Coach
- Non-Reservable
- Window

# Electric Train

## Coach B

Standard

>>> Northbound >>>



5 Bikes Permitted



LONDON END

NORTH END

- Laptop Power Socket
- Priority Seating
- Luggage Stack
- Wheelchair Space
- Wi-Fi in Every Coach
- Non-Reservable
- Window